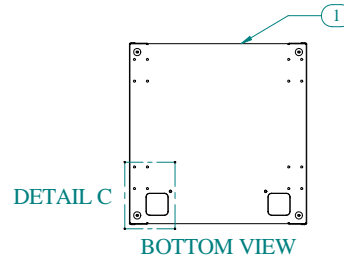
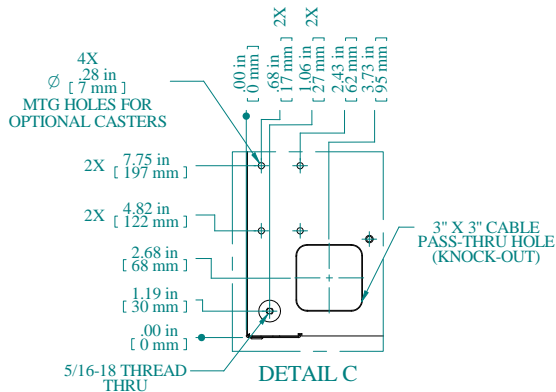
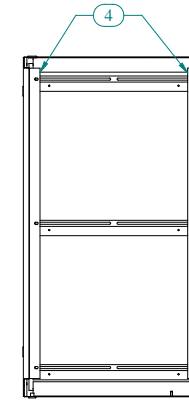
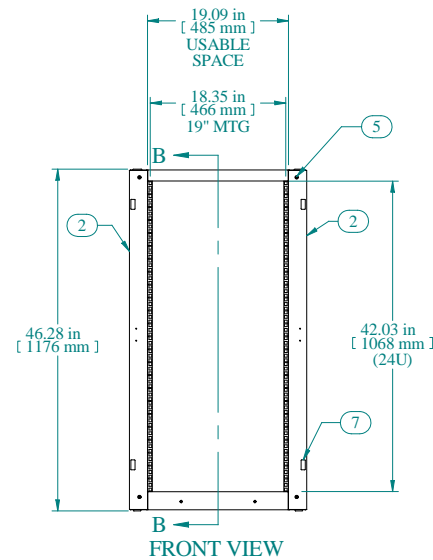

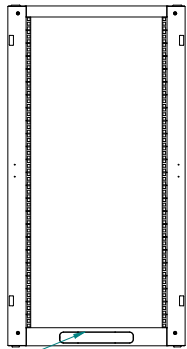
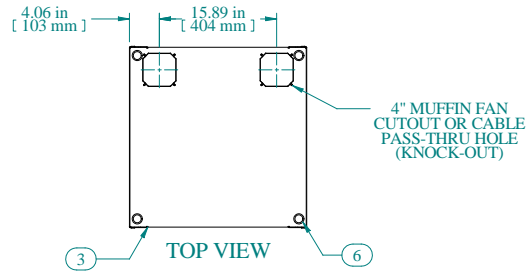


SECTION A-A



Item Number	Title	Quantity
1	RCSC - BOTTOM PANEL	1
2	RCSC - SIDE FRAME	2
3	RCSC - TOP PANEL	1
4	RCSC - 24U PUNCHED PANEL RAIL	4
5	SCREW M6 X 1.0 X 12MM	8
6	PLUG - 1.00" DIA. HOLE	4
7	PLUG - 0.38" X 1.13" CUTOUT	8
PART NUMBERS		
RCSC1904224BK1		PAINTED BLACK TEXTURED

NOTES

Shipped knockdown for handling ease & protection
See Hammond Website for Additional Accessories

Data subject to change without notice. Isometric drawing not to scale.

HAMMOND MANUFACTURING™

www.hammondmfg.com

PART NO. RCSC1904224